

MONTHLY MEMBERSHIP PROGRESS REPORT

District 2 S3

Results as of: 11/30/2023

GMT:

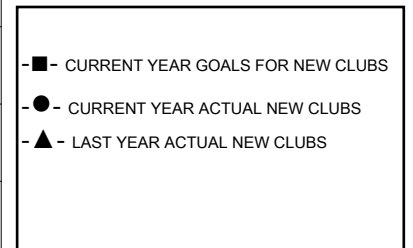
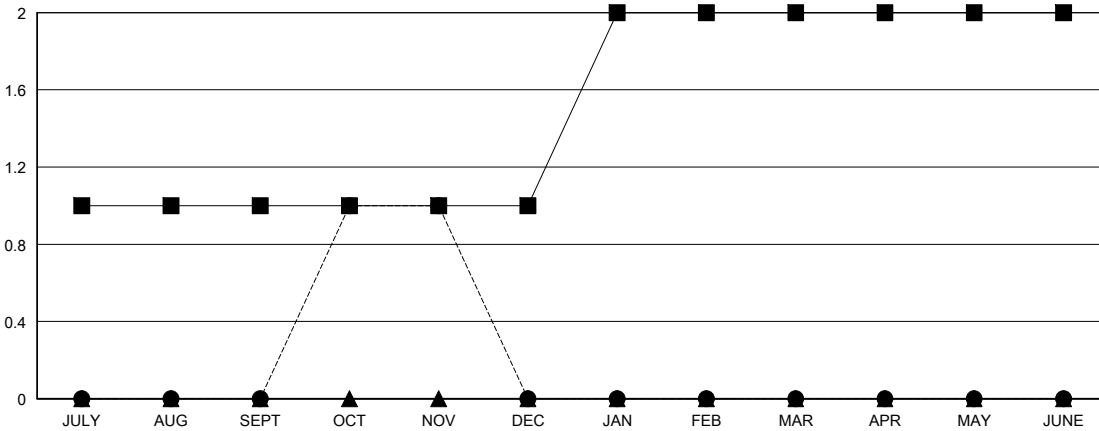
LOCATION TEXAS

GMT CA

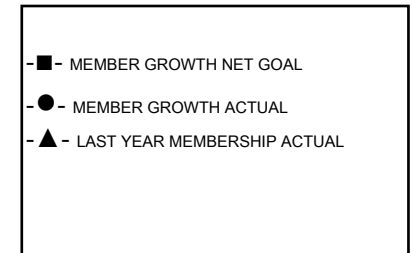
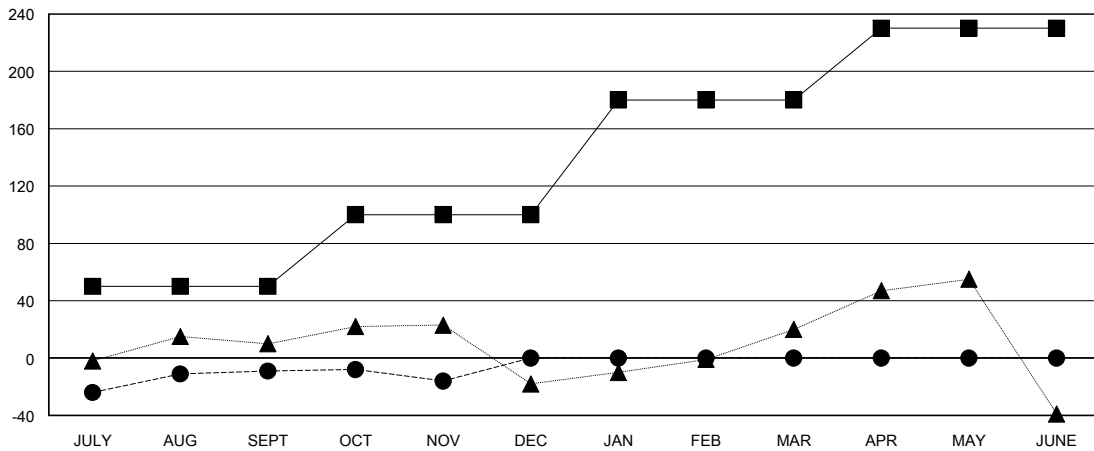
| Clubs | | | |
|-----------------------|---------------|-----------|---------------|
| RESULTS FOR 2023-2024 | | | |
| QUARTER | NEW CLUB GOAL | NEW CLUBS | DROPPED CLUBS |
| JULY/AUG/SEPT | 1 | 0 | 0 |
| OCT/NOV/DEC | 0 | 1 | 0 |
| JAN/FEB/MAR | 1 | 0 | 0 |
| APR/MAY/JUNE | 0 | 0 | 0 |

| Members | | | |
|-----------------------|------------------------|----------------------|--|
| RESULTS FOR 2023-2024 | | | |
| QUARTER | MEMBER GROWTH NET GOAL | MEMBER GROWTH ACTUAL | DROPPED MEMBERS ACTUAL (including transfers) |
| JULY/AUG/SEPT | 50 | 90 | 85 |
| OCT/NOV/DEC | 50 | 60 | 67 |
| JAN/FEB/MAR | 80 | 0 | 0 |
| APR/MAY/JUNE | 50 | 0 | 0 |

GOALS AND ACTUAL NEW CLUBS CUMULATIVE



GOALS AND ACTUAL MEMBERS CUMULATIVE



| | | |
|---|---|--|
| DROPPED CLUBS: 0 | 30 CLUBS OF 47 ADDED 1 OR MORE NEW MEMBERS | GENDER DISTRIBUTION MALE 1,010 (60.15%) FEMALE 667 (39.73%) |
| DROPPED MEMBERS DECEASED 11 CLUB CANCELLED 0 OTHER 141 TOTAL 152 | CLICK HERE FOR CUMULATIVE MEMBERSHIP DATA | TOTAL FAMILY UNIT MEMBERS 305 FAMILY MEMBERS PAYING HALF DUES 155 |